



SSBP Gather Guide

SSBP Conference 2023



SSBP Gather Guide

This guide explains how to access and use the SSBP Gather Poster Gallery. The first time that you use Gather, please allow an extra 5 minutes to get started.

Gather works best on a computer – there are limited options to join from a mobile device or tablet, but the experience is restricted. **Recommended browsers are Google Chrome and Firefox.**

- [Getting Started](#)
- [Extra Features and Tips](#)
- [Troubleshooting](#)

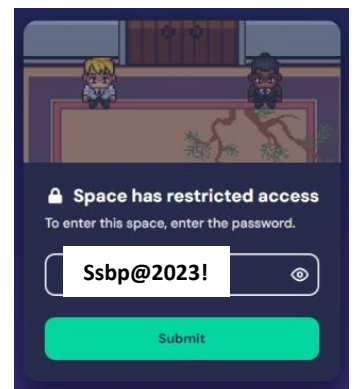
Getting Started:

Click on the link below to open the SSBP conference space in Gather, or copy it into your browser's address bar. This link will open in your web browser and will take you to the SSBP Gather space.

<https://app.gather.town/app/RPHBuh3T2IltYvfX/SSBP%20Conference%202023>

The SSBP Gather space is secured by a case-sensitive password (note that only the first S is capitalised):

Ssbp@2023!

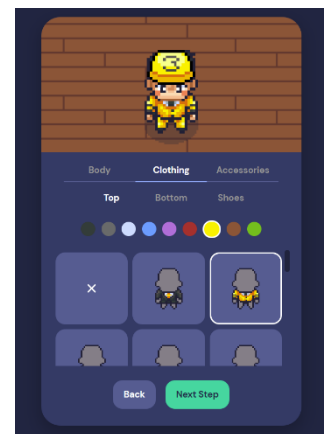


Create your Character:

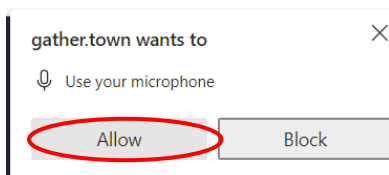
You can explore various options to customise your character:

- Body: Hair, Skin
- Clothing: Top, Bottom and Shoes
- Accessories: Glasses, Hat, Beard...

When you are happy with your look, continue to the **Next Step**. (You can alter your character's appearance and name later)



Audio and Video Settings:



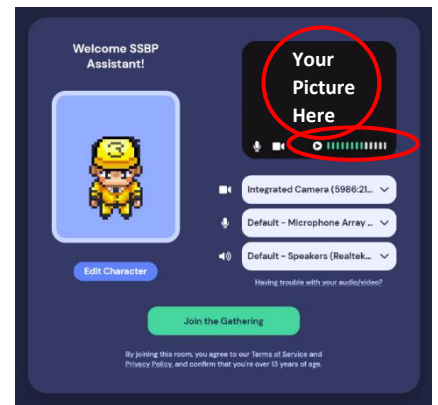
A browser pop-up may appear asking for permission to use your webcam and/or microphone.

In Gather, you will video chat with other participants, so you need to **Allow Access**.

(If your browser is set to reject all permissions without asking, you will need to change your settings to allow Gather access to the camera and microphone. You can find these settings under the privacy options in your browser's settings menu. If you can't get it working, you can try using another of the supported browsers.)

After **allowing** your microphone and camera, you should see your webcam image in the black box in the top right corner. If you speak, you should see the bar underneath light up green in response. Use these to check that your camera and microphone are working properly.

If you have multiple cameras / microphones available, use the drop-down boxes to select your preferred option.



Gather Basics:

- **Move** around using the arrow keys on your keyboard, or double click on a location to tell your character to walk there.
- **Talk to people** by moving close to them. As you get near, their video camera will appear at the top of your screen, and you can see and hear them.
- **Interact** with objects by moving close to them and pressing the **'X' key**. Interact with the poster boards to view the posters.
- **Mute** and **Unmute** yourself by clicking on the microphone button in the bottom right of your screen. You can also turn your camera on and off.

Further information and troubleshooting info can be found at the [Gather Help Centre](#)

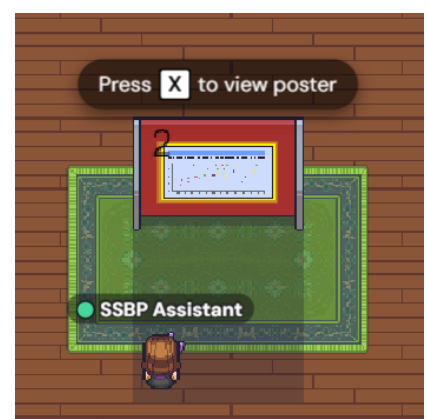
Posters:

To view a poster, walk close to a poster board and press the **x key**.

You can scroll, and you can **zoom in** using the buttons on the right of the poster. Press **x** again to close the poster.

A presenting author for each poster will be present for at least one of the Live Poster Sessions.

Come along to both poster sessions to hear from everyone!





SSBP Demonstration Poster

How to present your poster in Gather!

The Basics

Walk up to a poster and press **X** to open the poster viewer

Scroll or click and drag to move around the poster

When other people are also viewing the poster, their video will appear at the top of the screen, and you will be connected on video chat.

More Options

On the right side of the poster viewer, there are two buttons:

- Presenter mode

Click on Presenter Mode Button to enable the laser pointer.

Then click anywhere on the poster to make a red ring appear.

This ring is visible to anyone currently viewing the poster - use it to point.



- Zoom in / out

This only affects your personal view.



Private Spaces



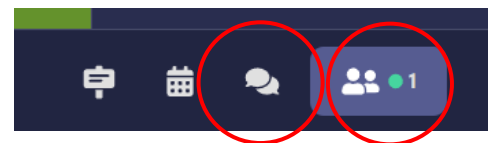
The picnic tables in the top left of the map are **private spaces**. When you are standing in a private space, you can only talk to other people also in the private space. Those standing outside the space cannot hear you and you will not hear them.

Use these spaces for quieter conversations if the main room gets too noisy.

Extra Features and Tips

Menu Bar

The bar along the bottom of the screen contains two useful options in the right corner: **Messages** and **Participants**.

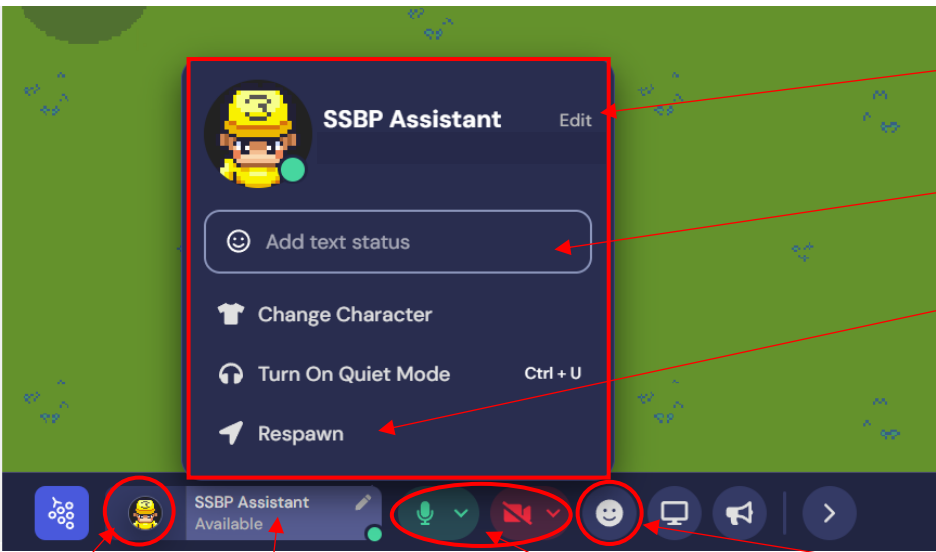


Use the **Messages** option to send chat messages to other people in the room. You can send messages to:

- **Nearby** (People standing close to you)
- **Everyone** (All people currently in the SSBP Gather space)
- **Individual names** (For private messaging).

In the **Participants** section, you can see a list of everyone currently in the SSBP Gather space. When you click on someone's name, a small menu appears with options to **Message** them, **Locate on Map** and **Follow** or **Lead** them around the space.

On the left side of the menu bar, there are several additional options.



Edit Name
Change your name

Status
Type a status to display next to your name

Respawn
Resets your position to default – use if you get stuck

Character Editor
Change your appearance

Menu
Click on your name to bring up the menu on screen

Camera and Microphone
Click to switch your camera and microphone on/off.

Emote
Select from a range of icons to briefly display a reaction emoticon

***Special feature - hold down the z key to dance! ***

Troubleshooting

- Sometimes Gather can take a little time to load, especially if your network is slow. Please be patient!
- If you get lost, or if you get stuck, you can **respawn** from the menu at the bottom of your screen. (Click on your name, then select 'respawn' from the options. This resets your position to the Poster Gallery.
- If something goes wrong, try closing the browser, and then follow the link again. You can also try using a different browser - Google Chrome and Firefox are recommended
- Have a look at Gather's [FAQ and troubleshooting guides](#).
- If you need help, you can message "Becky SSBP" in Gather, or email conference@ssbp.org.uk or ssbpliz@gmail.com We will help as soon as we can!